

LLVT SERIES

Industrial Lighting

WESTGATE

THE FUTURE IS HERE...AND IT'S QUITE BRIGHT!

LLVT-2FT-25W-MCTP-D

MCTP Multi Color Temperature & Multi Power/Wattage (Selectable)



Suitable for restaurants, bakeries, food facilities, gyms, pool areas workshops, garages, canopies, parking garages, cold storage facilities, food processing facilities, farmyards, and other harsh, humid, dusty, and wet environment lighting applications, and any application where NSF certified fixtures or high-end architectural designer grade fixtures are required.

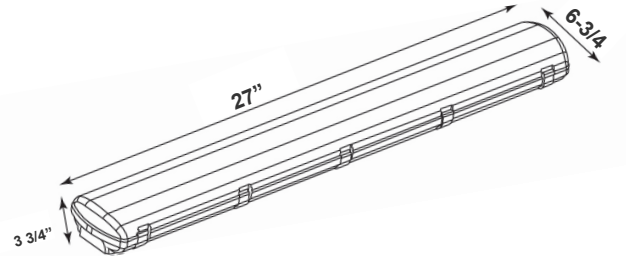
NSF/ANSI 2:2015 Food Equipment: Splash Zone: Equipment surfaces that are subject to splash and food spillage during operation of the equipment other than those in a direct contact food-zone.

Customer Name: _____

Project Name: _____

Note: _____

Type: _____



27"(L) x 6-3/4"(W) x 3-3/4"(H)

Features

- Grey Finish
- 5-Year Warranty
- 50,000 Hours Rated Life
- Lens: Opal Polycarbonate
- Vandal-Proof Polycarbonate Lens
- MCTP: Multi Color Temperature & Power(Selectable Switch Inside Fixture)

Technical Specifications

Electrical:

- Voltage: 120-277VAC 50/60Hz
- Wattage: 15W/20W/25W
- Power Factor: >0.98
- Efficacy: 130 LPW

Mechanical:

- Grey Finish
- Housing: Bayer® Brand Polycarbonate
- NSF Certified: NSF/ANSI 2 - Food Equipment. for Splash Zone and Non Food Zone
- Vandal-Proof Polycarbonate Lens
- Stainless steel clamp Stainless Steel Mounting Brackets Incorporated on the Back
- Polycarbonate Construction is Highly Impact Resistant
- UV-stabilized Polycarbonate Diffuser Eliminates Glare
- Diffuser Crystals Enhance Even Light Distribution
- Stainless Steel Clips Evenly Seal the Luminaire
- Operating Temp: -22°F to 110°F
- Suitable for Wet Locations
- IP Rating: IP65

Lighting:

- Dimmable: 0~10V Dimming
- Multi-CCT & Power (Selectable Switch Inside Fixture)
- Color Temperatures: 3500K/4000K/5000K
- LED SMD type: Edison 2835
- Total Lumens: 1950LM/2600LM/3250LM
- Color Rendering Index: CRI ≥ 80

Applications:

- Ideal for offices, retail stores, showrooms, and residential applications. Uniquely suited for areas where accessing the fixture is challenging
- Suitable for restaurants, bakeries, food facilities, gyms, pool areas, and any application where NSF certified fixtures or high-end architectural designer grade fixtures are required.
- NSF/ANSI 2:2015 Food Equipment: Splash Zone: Equipment surfaces that are subject to splash and food spillage during operation of the equipment other than those in a direct contact food-zone

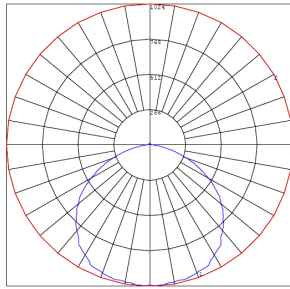
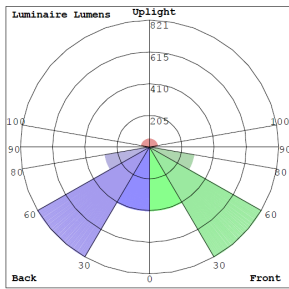


Phone: (877) 805-2252 | Fax: (877) 805-2252
www.westgatemfg.com

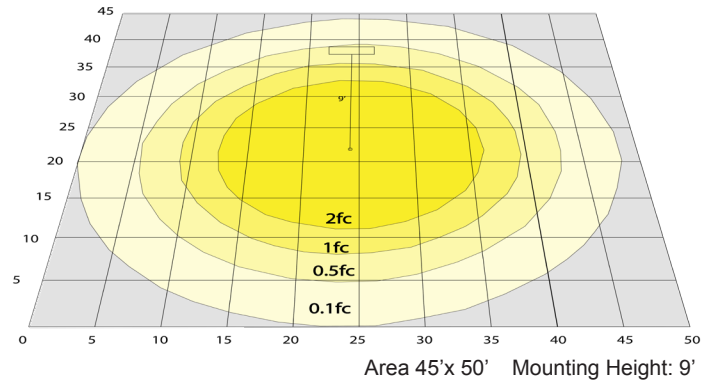


WG-Z6-Z9-ZZ

Photometrics: LLVT-2FT-25W-MCT



BUD Rating: B1-U3-G1




Other Views:



Side View



Front View



Back View

Performance Table: LLVT-2FT-25W-MCTP

MODEL NO.	Wattage	Voltage	Lumens	Color Temp.	BUG Rating	LPW
LLVT-2FT-25W-MCTP-D	15W 20W 25W	120~277V	1950LM 2600LM 3250LM	3500K 4000K 5000K	B1-U3-G1	130

Sample Ordering

Model	Size	Wattage	Color Temp.	Feature
LLVT	2FT	25W	MCTP	D

Accessories:

Blank = No Option For Accessories
LLVT-2FT-RL= 2FT REPLACEMENT LENS

Factory-Installed Options:

Blank = No Option For Accessories
OPT-EM-LLVT-25-46 = INTERNAL EMERGENCY BACKUP BATTERY
OPT-HBC-125TL-WH = NEMA TWIST-LOCK PLUG 8FT, 15A, 125V, WHITE
OPT-HBC-277TL-WH = NEMA TWIST-LOCK PLUG 8FT, 15A, 277V, WHITE
OPT-HBC-125SB-WH = STRAIGHT BLADE PLUG 10FT, 15A,125V, 3-CONDUCTOR 18AWG,WHITE
OPT-SEN-2MDR-36=PROGRAMMABLE MICROWAVE BI-LEVEL SENSOR
WEC-3RC=OPTIONAL REMOTE CONTROL

SENSOR AND EMERGENCY BATTERY BACK UP OPTIONS:



OPT-HBC-125SB-WH



OPT-HBC-125TL-WH



OPT-EM-LLVT-25-46



OPT-HBC-277TL-WH



OPT-SEN-2MDR-36



WEC-3RC

